

*The Gallery pages below scroll backward in time.*

October 27-30, 2020



Tuesday

To see this week's video of the construction site, return to Building Project home page and click on photo with this symbol in the middle



Going on this week: Framing began on the lower level, and has been moving along quickly!



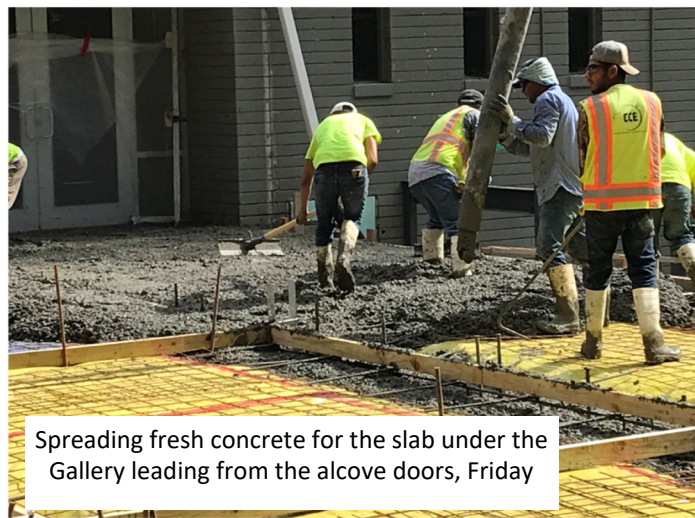
Wednesday



Friday



View from N side of site, prep for laying slab under future utility room at W end of Gallery, Thursday



Spreading fresh concrete for the slab under the Gallery leading from the alcove doors, Friday


October 21-23, 2020

Going on this week: Prepping *and* laying slab on lower level, also main level (i.e. "Gallery" etc. on north side) of new building

To see this week's video of the construction site, return to Building Project home page and click on photo with this symbol in the middle



View of lower level, looking N from playground, Thursday



View of lower level slab. looking N from playground, Friday

October 15, 2020



To see this week's video of the construction site, return to Building Project home page and click on photo with this symbol in the middle



Going on this week: Prep for pouring footings for "Gallery" and utility room on north side of new building



October 8, 2020

Going on this week: More work preparing for next round of pouring slab


To see this week's video of the construction site, return to Building Project home page and click on photo with this symbol in the middle



Remember that (A) huge pile of dirt just beyond the playground? Thanks to (B) the little red bulldozer making hundreds of round trips, the dirt now (C) fills in the chasm next to the cement block wall reaching out from the Jones Building "alcove" entrance.

Can a layer of gravel, then concrete, be far behind? Someday, that'll be the "gallery" hall with access to the lift, two family-style bathrooms, and the Multi-Purpose Room's entrance.



To see this week's video of the construction site, return to Building Project home page and click on photo with this symbol  in the middle

Sep 29-Oct 1, 2020

Going on this week: Pouring on-grade slab



Tuesday



By Thursday: First section of slab, ta-dah!

September 24, 2020



Last week's full view of exterior lower level wall is rapidly vanishing as dirt (and soon gravel) is filled in to support ground-level on-grade slab.

To see a video of the construction site, return to Building Project home page and click on photo with this symbol in the middle



Going on this week: Filling in more dirt, topping with gravel, prep for pouring on-grade slab on both levels next week.



View from SW corner of site



Gravel is beginning to cover the dirt where the lower-level on-grade slab will be poured



Sept 16, 2020

Going on this week:  
Filling in dirt  
foundation for slab

To see a video of the  
construction site, re-  
turn to Building Project  
home page and click  
on photo with this  
symbol in the middle



Looking NW from playground



Workers with machines,  
compressing dirt



View from NW corner of site



Workers with machines,  
compressing dirt





View from SW corner of site, Tuesday

To see a video of the construction site, return to Building Project home page and click on photo with this symbol in the middle



Sept 8-10, 2020

Going on this week:  
More steel beams;  
also plumbing lines



View from NW corner of site;  
Tuesday



Looking NW from playground, Thursday



View from north side of site;  
Thursday



Workers setting up steel beams

To see a video of the construction site, return to Building Project home page and click on photo with this symbol in the middle



Sept 2-3, 2020

Going on this week:  
Installing steel structural supports



View from SW corner of site



Looking NW from playground



View from west side of site;  
alcove entrance visible

*For earlier photos, return to base page  
and click on Photo Gallery “IIA” for Jan-Jun 2020  
or “IIB” for Jul-Aug 2020*