

*The Gallery pages below scroll backward in time.*



Sliding barn doors for AV and furniture storage spaces in Gathering Room

To see this week's video of the construction site, return to Building Project home page and click on photo with this symbol in the middle.



April 28-29, 2021


*Going on this week  
More features are emerging!  
New storage spaces are taking shape;  
Water fountains with bottle fillers are installed;  
Accessories are appearing on bathroom walls*




One of the four new bathrooms, all similarly equipped



Water fountain in lower level passageway



Water fountain in the Gallery (hallway)



Outline of storage closet in connector room on stage level



Ceiling fans in Gathering Room

Convenience counter & cabinets in Gathering Room



To see this week's video of the construction site, return to Building Project home page and click on photo with this symbol in the middle.



April 22, 2021

*Going on this week:  
New things to see!  
Ceiling fans;  
Cabinets with sinks;  
The Lift! Grass!*



Looking at the Lift's door on the upper level, from the east doorway of the Gathering Room



Peeking inside the Lift door on the upper level, from the passageway east of the Gathering Room





Beamed ceilings of Gallery and Gathering Room

To see this week's video of the construction site, return to Building Project home page and click on photo with this symbol in the middle.



April 14-15, 2021


*Going on this week:  
New things to see!  
Wood beams in ceilings;  
Cabinets;  
Porcelain fixtures in bathrooms,;  
The Lift!*





Cabinets arrived Wednesday; installed in Living Room Thursday;



Watch for cabinets in Gathering Room, Friday



Views of Lift entrance on lower level, showing installers at work!



One of the four new bathrooms



Stack of wooden doors at foot of stage, on way to installation in the new wing

# Doors!

April 7-8, 2021

*Going on this week: Lights are on, all the wooden interior doors have been delivered and hung, rain garden in rear pretty much done.*



To see this week's video of the construction site, return to Building Project home page and click on photo with this symbol in the middle.



April 1, 2021



Looking from lower level Lift toward South exit. Just before exit, turn right to see doorway to the Living Room



To see this week's video of the construction site, return to Building Project home page and click on photo with this symbol in the middle.



*Going on this week: Rain garden is still under construction. Inside, main walls and ceilings are painted, light fixtures are being installed, electrical and HVAC systems are being readied-up.*



View of Living Room doorway And Rain Garden beyond the windows.



Interior view towards WSW end of the Gathering Room (AKA the Multi-Purpose Room)

March 25, 2021



View of new South side from across ravine out back



View of South side from edge of "rain garden" under construction



View from old South playground of "rain garden" under construction,

*Going on this week:  
Installation of  
underground pipes  
for mandatory bio-  
retention cell or  
"rain garden"  
out back;  
Inside, painting  
progressing nicely  
(photos next week)*

To see this week's  
video of the construc-  
tion site, return to  
Building Project home  
page and click on  
photo with  
this symbol in  
the middle.



March 17, 2021

To see this week's video of the construction site, return to Building Project home page and click on photo with this symbol in the middle.



*Going on this week:  
Install more equipment and doors;  
Grading for the bio-retention pond out back;  
Start painting the interior walls.*



Multi-Purpose Room

Living Room

Exterior South face



In Living Room, looking through South windows toward bio-cell retention pond area and woods beyond



From NW corner, view of just-installed air conditioner units and toward West-end entrances to Gallery and Multi-Purpose Room



March 10, 2021



The door on the West side of the Multi-Purpose Room leads to a small concrete deck with steps down to the Gallery exit pad.

*Going on this week:  
Priming the walls for  
paint continues;  
Doors are  
going in one by one;  
Exterior grading is  
shaping the contours.*

To see this week's  
video of the construc-  
tion site, return to  
Building Project home  
page and click on  
photo with  
this symbol in  
the middle.



Lisa Epner and Brad Kosiba at the Gallery-level entrance for the Lift, looking into the empty shaft. They see Bill Poteat on the opposite side of the shaft, standing at the Lift's upper-level entrance

To Bill's right on the upper level is the cut-through toward the stage in the old building. To his left, the passageway opens to the new Multi-Purpose Room.

Below Bill, we see the Lift's lower-level entrance, with a peek at the lower-level passageway heading toward the Living Room and the new rear exit. Also from there is the lower-level cut-through, to the classrooms in the old building.





Entry pad for Lower Level Door



Entry pad for W Gallery Door

March 4, 2021

*Going on this week:  
Concrete poured for exterior door pads;  
Interior windows being installed;  
Drywall progress continues.*

To see this week's video of the construction site, return to Building Project home page and click on photo with this symbol in the middle.



East doorway to Multi-Purpose Room



View from just inside East doorway to Multi-Purpose Room

**SEE!** Drywall lining the shaft of the Lift, as we peek in the lower level Lift doorway up toward the Gallery level Lift doorway



*For earlier photos, return to base page  
and click on Photo Gallery “II-A” for Jan-Jun 2020,  
“II-B” for Jul-Aug 2020, “II-C” for Sep-Oct 2020,  
“II-D” for Nov-Dec 2020, or “II-E for Jan-Feb 2021*